

# Market Report

May, 2019



## Harbour House

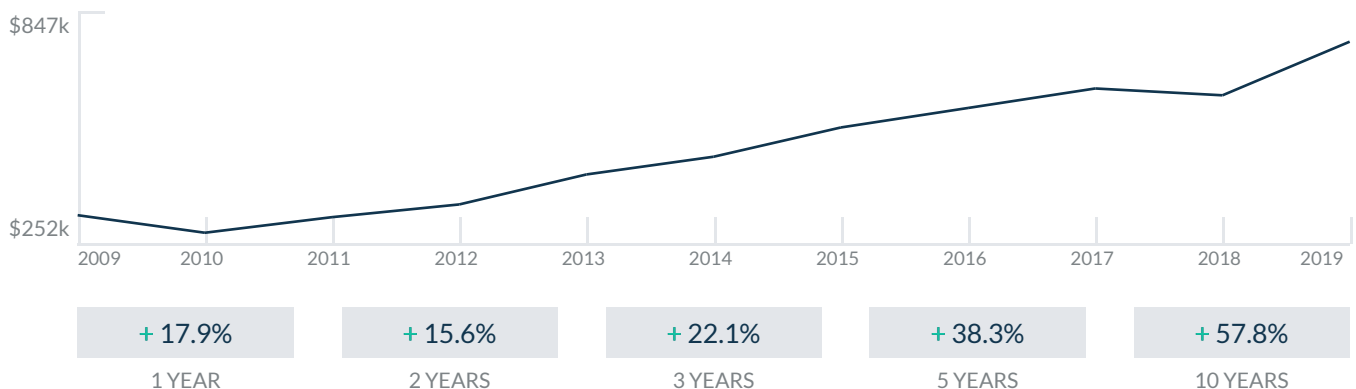
10275 Collins Ave  
Bal Harbour, FL 33154

Every month we compile this comprehensive market report focus on Harbour House in this convenient and easy to read format. Our datas comes from more than six different sources including MLS Associations, County Offices and Financial Institutions. Get this report for free every month on our website [harbourhousecondosforsale.com](http://harbourhousecondosforsale.com).

## Property Stats

POSTAL CODE 33154

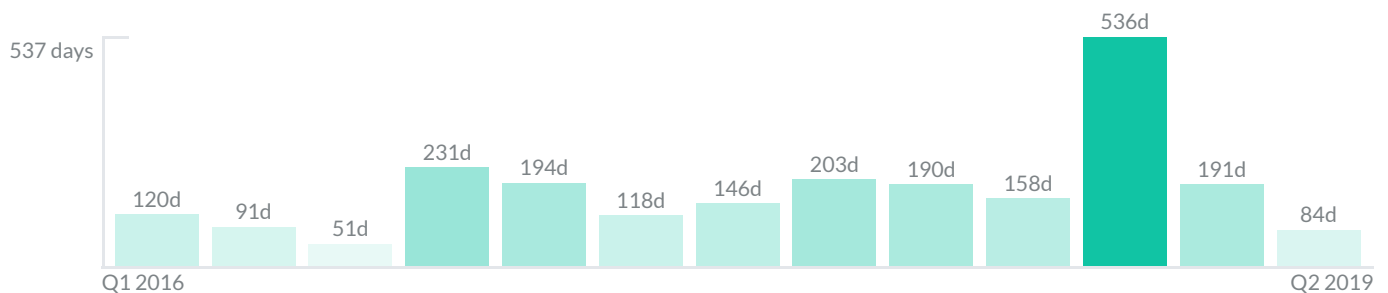
The property stats graph represents the median price evolution since ten years in your postal code area.



## Similar Properties

DAYS ON THE MARKET

Everyday 3 months we monitor how many days it takes for similar properties to be sold. This is also a good indicator to know when to buy or sale!



# Mortgage Rates

PER YEAR

Understanding mortgage economics is important when you want to buy with a loan. Below is the historical yearly average mortgage rates in the Unites States retrieved from Freddie Mac©

30 YEARS FIXED 4.4%



15 YEARS FIXED 3.9%



5/1-YEAR ADJUSTABLE 3.9%



# Schools

CLOSEST

Having good schools nearby is important if you have kids or plan to rent or sell your home. Ratings are retrieved from the leading independent and nonprofit GreatSchools©

ELEMENTARY SCHOOL  
Aventura City Of Excellence School  
10/10

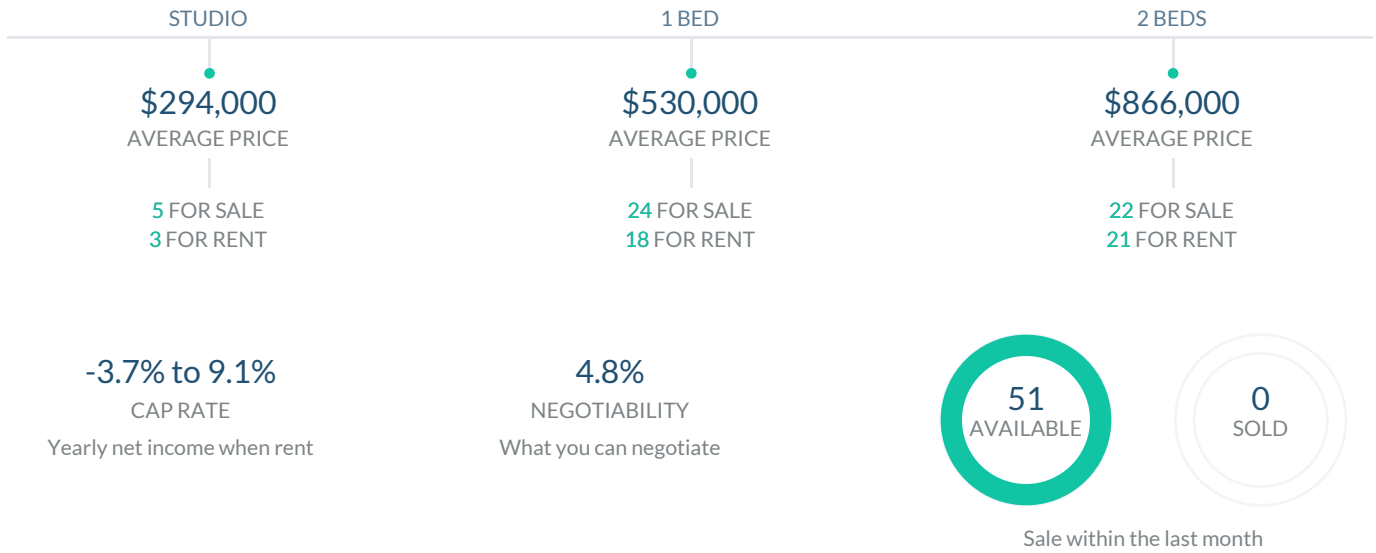
MIDDLE SCHOOL  
North Miami Middle School  
4/10

HIGH SCHOOL  
North Miami Senior High School  
3/10

# Insights

IN HARBOUR HOUSE

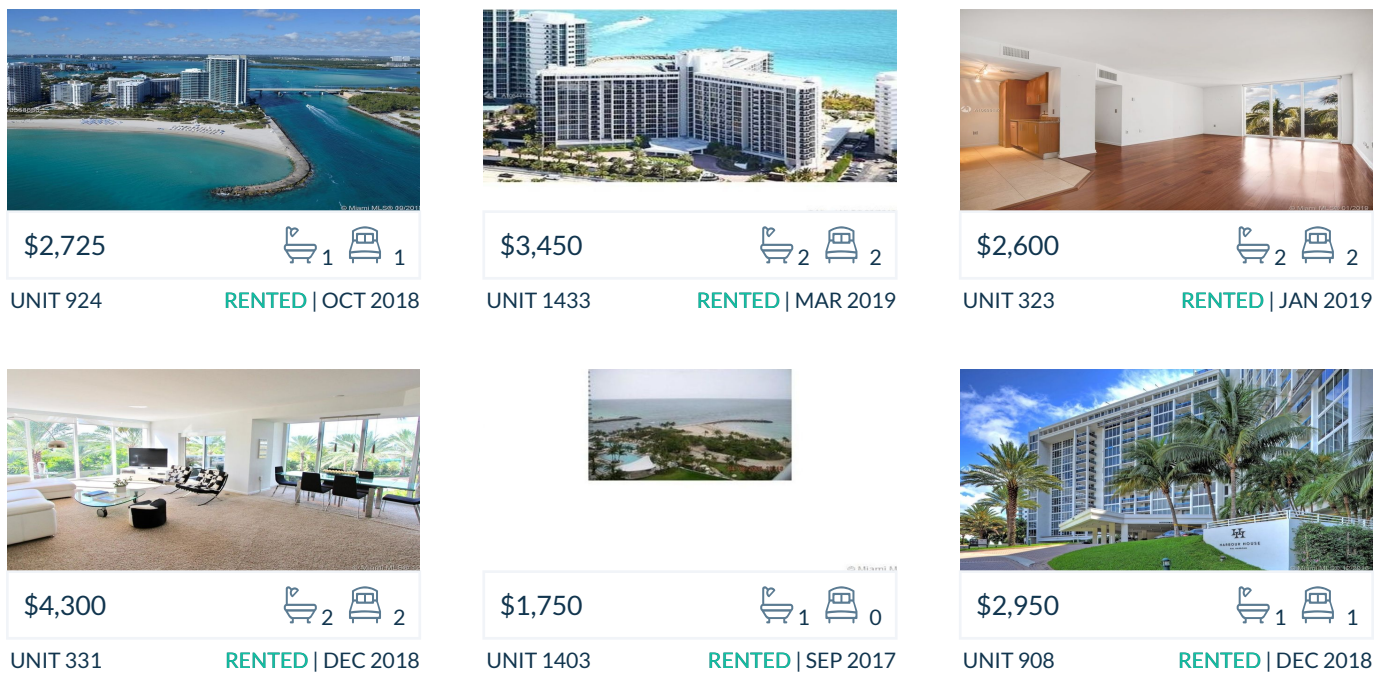
Below the average listing prices of available unit per property type.



# Activity

SOLD OR RENTED

Below the latest transactions reported by the local MLS Association for Harbour House



## Sold

LAST 20 PROPERTIES SOLD IN HARBOUR HOUSE

Unit	Price	Beds/Baths	\$/Sqft	Sqft	Buying Date	Days on Market
1508	\$2,000,000	3/2	\$766.3	2,610	Apr 2019	106
1205	\$329,999	0/1	\$686.1	481	Apr 2019	61
219	\$700,000	2/2	\$662.9	1,056	Mar 2019	42
1218	\$769,000	2/2	\$728.2	1,056	Mar 2019	221
815	\$525,000	1/1	\$585.9	896	Mar 2019	195
1129	\$560,000	1/1	\$625.0	896	Jan 2019	304
921	\$1,050,000	2/2	\$994.3	1,056	Nov 2018	715
CABA...	\$100,000	0/1	\$833.3	120	Nov 2018	357
N/A	\$1,625,000	2/2	\$1,154.9	1,407	Jun 2018	258
1231	\$1,199,000	2/2	\$922.3	1,300	Jun 2018	35
503	\$316,000	0/1	\$657.0	481	Jun 2018	323
823	\$800,000	2/2	\$757.6	1,056	May 2018	64
906	\$869,000	2/2	\$822.9	1,056	Apr 2018	108
507	\$575,000	1/1	\$641.7	896	Feb 2018	341
527	\$439,900	1/1	\$491.0	896	Feb 2018	77
719	\$859,999	2/2	\$814.4	1,056	Jan 2018	153
1526	\$589,900	1/1	\$659.8	894	Dec 2017	118
1116	\$599,000	1/1	\$668.5	896	Dec 2017	164
432	\$589,000	2/2	\$557.8	1,056	Dec 2017	443
1101	\$329,000	0/1	\$684.0	481	Nov 2017	224

## Rented

LAST 20 PROPERTIES RENTED IN HARBOUR HOUSE

Unit	Price	Beds/Baths	\$/Sqft	Sqft	Rented Date	Days on Market
1403	\$1,750	0/1	\$3.6	481	Apr 2019	589
908	\$2,950	1/1	\$3.3	896	Apr 2019	105
1008	\$2,500	1/1	\$2.8	896	Apr 2019	42
423	\$2,900	2/2	\$2.7	1,056	Mar 2019	239
412	\$2,600	1/1	\$2.9	896	Mar 2019	122
1202	\$1,430	0/1	\$3.0	481	Mar 2019	21
502	\$1,750	0/1	\$3.6	481	Mar 2019	32
727	\$2,400	1/1	\$2.7	896	Feb 2019	94
927	\$2,800	1/1	\$3.1	896	Jan 2019	15
1024	\$2,450	1/1	\$2.7	896	Jan 2019	111
217	\$3,800	2/2	N/A	N/A	Jan 2019	148
217	\$3,200	2/2	\$3.0	1,056	Jan 2019	133
930	\$2,900	2/2	\$2.7	1,056	Jan 2019	39
616	\$2,200	1/1	\$2.5	896	Jan 2019	86
1423	\$3,550	2/2	\$3.4	1,056	Jan 2019	44
807	\$2,650	1/1	\$3.0	896	Jan 2019	72
624	\$2,400	1/1	\$2.7	896	Jan 2019	20
316	\$2,350	1/1	\$2.6	896	Dec 2018	62
330	\$2,950	2/2	N/A	N/A	Dec 2018	87
1015	\$2,650	1/1	\$3.0	896	Dec 2018	73

## Currently Listed

---

ACTIVE LISTINGS 1/5

Unit	Price	Beds/Baths	\$/Sqft	Sqft	Listing Date	Owner
103	\$790,000	2/2	\$661.1	1195	Dec 2018	N/A
103	\$3,600/mth	2/2	\$3.0	1195	Apr 2019	N/A
108	\$224,900	0/1	\$598.1	376	Jan 2019	N/A
109-10	\$430,000	1/1	\$580.3	741	Feb 2018	N/A
204	\$299,900	0/1	\$623.5	481	Apr 2019	N/A
207	\$490,000	1/1	\$546.9	896	May 2019	N/A
208	\$2,450/mth	1/1	\$2.7	896	Apr 2019	N/A
208	\$425,000	1/1	\$474.3	896	Apr 2019	N/A
210	\$5,500/mth	2/2	\$3.9	1407	Dec 2018	N/A
221	\$799,000	2/2	\$756.6	1056	Feb 2019	N/A
225	\$415,000	1/1	\$463.2	896	Jun 2017	RITA M FURGI...
227	\$2,100/mth	1/1	\$2.3	896	Feb 2019	N/A
234	\$750,000	2/2	\$710.2	1056	Apr 2018	N/A
305	\$299,000	0/1	\$621.6	481	Apr 2019	N/A
309	\$1,375,000	2/2	\$1,018.5	1350	May 2019	N/A
309	\$5,500/mth	2/2	\$4.1	1350	May 2019	N/A
314	\$565,000	1/1	\$630.6	896	Jun 2018	N/A
315	\$2,700/mth	1/1	\$3.0	896	Oct 2018	N/A
315	\$518,900	1/1	\$579.1	896	Nov 2018	N/A
320	\$850,000	2/2	\$804.9	1056	Feb 2019	N/A

## Currently Listed

---

ACTIVE LISTINGS 2/5

Unit	Price	Beds/Baths	\$/Sqft	Sqft	Listing Date	Owner
321	\$3,200/mth	2/2	\$3.0	1056	Feb 2019	N/A
323	\$749,000	2/2	\$709.3	1056	Jan 2019	N/A
324	\$459,000	1/1	\$512.3	896	Oct 2018	N/A
327	\$2,400/mth	1/1	\$2.7	896	Mar 2019	N/A
335	\$840,000	2/2	\$795.5	1056	Sep 2018	N/A
402	\$1,750/mth	0/1	\$3.6	481	May 2019	N/A
406	\$860,000	2/2	\$814.4	1056	Sep 2018	N/A
407	\$570,000	1/1	\$636.2	896	May 2017	N/A
415	\$580,000	1/1	\$647.3	896	Jan 2018	N/A
430	\$3,000/mth	2/2	\$2.8	1056	May 2019	N/A
433	\$3,300/mth	2/2	\$3.1	1056	Jan 2019	N/A
505	\$317,500	0/1	\$660.1	481	Feb 2017	CURTIS RAICHE
506	\$3,000/mth	2/2	\$2.8	1056	May 2019	N/A
506	\$738,000	2/2	\$698.9	1056	May 2019	N/A
512	\$2,500/mth	1/1	\$2.8	896	Jan 2019	N/A
521	\$850,000	2/2	\$804.9	1056	Sep 2018	N/A
522	\$930,000	2/2	\$715.4	1300	Mar 2019	N/A
523	\$740,000	2/2	\$700.8	1056	Sep 2018	N/A
527	\$2,600/mth	1/1	\$2.9	896	Oct 2018	N/A
528	\$468,000	1/1	\$522.3	896	Feb 2019	N/A

## Currently Listed

---

ACTIVE LISTINGS 3/5

Unit	Price	Beds/Baths	\$/Sqft	Sqft	Listing Date	Owner
616	\$580,000	1/1	\$647.3	896	Jan 2018	N/A
617	\$3,100/mth	2/2	\$2.9	1056	Mar 2019	N/A
617	\$725,000	2/2	\$686.6	1056	Mar 2019	N/A
620	\$4,200/mth	2/2	\$4.0	1056	Apr 2019	N/A
623	\$3,350/mth	2/2	\$3.2	1056	Apr 2019	N/A
623	\$890,000	2/2	\$842.8	1056	May 2019	N/A
627	\$475,000	1/1	\$530.1	896	Mar 2019	N/A
627	\$2,700/mth	1/1	\$3.0	896	Apr 2019	N/A
629	\$445,500	1/1	\$497.2	896	Apr 2019	N/A
631	\$4,200/mth	2/2	\$3.2	1300	Apr 2019	N/A
633	\$800,000	2/2	\$757.6	1056	Apr 2019	N/A
706	\$895,000	2/2	\$847.5	1056	Aug 2017	N/A
716	\$2,550/mth	1/1	\$2.8	896	Mar 2019	N/A
724	\$565,000	1/1	\$630.6	896	Dec 2017	ESTHER KAPL...
728	\$545,000	1/1	\$608.3	896	Feb 2019	N/A
729	\$510,000	1/1	\$569.2	896	Aug 2018	N/A
734	\$3,700/mth	2/2	\$3.5	1056	Mar 2019	N/A
805	\$1,950/mth	0/1	N/A	N/A	Jan 2019	N/A
806	\$4,500/mth	2/2	\$4.3	1056	Apr 2019	N/A
829	\$499,000	1/1	\$556.9	896	Apr 2019	N/A



## Currently Listed

---

ACTIVE LISTINGS 4/5

Unit	Price	Beds/Baths	\$/Sqft	Sqft	Listing Date	Owner
830	\$920,000	2/2	\$871.2	1056	Apr 2019	N/A
833	\$3,800/mth	2/2	\$3.6	1056	Jan 2019	N/A
834	\$3,675/mth	2/2	\$3.5	1056	Jan 2019	N/A
834	\$934,900	2/2	\$885.3	1056	Jan 2019	N/A
835	\$4,500/mth	2/2	\$4.3	1056	Nov 2016	BABAK A POO...
914	\$2,800/mth	1/1	\$3.1	896	Jul 2017	N/A
916	\$505,000	1/1	\$563.6	896	Jan 2019	N/A
921	\$5,000/mth	2/2	\$4.7	1056	Jul 2018	MARCOS ANT...
921	\$1,050,000	2/2	\$994.3	1056	Nov 2018	N/A
923	\$3,100/mth	2/2	\$2.9	1056	Jan 2019	N/A
933	\$840,000	2/2	\$795.5	1056	Feb 2018	ALEXANDER...
1006	\$748,000	2/2	\$652.1	1147	Nov 2018	N/A
1011	\$699,000	1/1	\$780.1	896	Apr 2019	N/A
1018	\$3,900/mth	2/2	\$3.7	1056	Aug 2017	AMY SHELTON
1108	\$3,500/mth	1/1	\$3.9	896	May 2017	PAUL F ROCK...
1116	\$2,990/mth	1/1	\$3.3	896	Apr 2019	N/A
1124	\$575,000	1/1	\$641.7	896	Mar 2019	N/A
1124	\$2,700/mth	1/1	\$3.0	896	Mar 2019	N/A
1129	\$2,800/mth	1/1	\$3.1	896	Mar 2019	N/A
1212	\$3,499/mth	1/1	\$3.9	896	Jul 2018	EUGENE REIZI...

## Currently Listed

---

ACTIVE LISTINGS 5/5

Unit	Price	Beds/Baths	\$/Sqft	Sqft	Listing Date	Owner
1223	\$3,300/mth	2/2	\$3.1	1056	Apr 2019	N/A
1404	\$329,980	0/1	\$686.0	481	Aug 2018	DR INNA LITV...
1404	\$2,700/mth	0/1	\$5.6	481	Nov 2018	N/A
1412	\$3,000/mth	1/1	\$3.0	992	Mar 2019	N/A
1414	\$675,000	1/1	\$753.3	896	Mar 2019	N/A
1414	\$3,300/mth	1/1	\$3.7	896	May 2019	N/A
1416	\$625,000	1/1	\$697.5	896	Dec 2016	CARLOS GUST...
1427	\$495,000	1/1	\$552.5	896	Feb 2019	N/A
1506	\$985,000	2/2	\$768.9	1281	Mar 2019	N/A
1506	\$5,200/mth	2/2	\$4.1	1281	Mar 2019	N/A
1516	\$615,000	1/1	\$638.0	964	Jul 2016	N/A
1526	\$2,990/mth	1/1	\$3.3	894	Mar 2019	N/A
1527	\$2,500/mth	1/1	\$2.8	894	Mar 2019	N/A