

# Market Report

September, 2020



## Harbour House

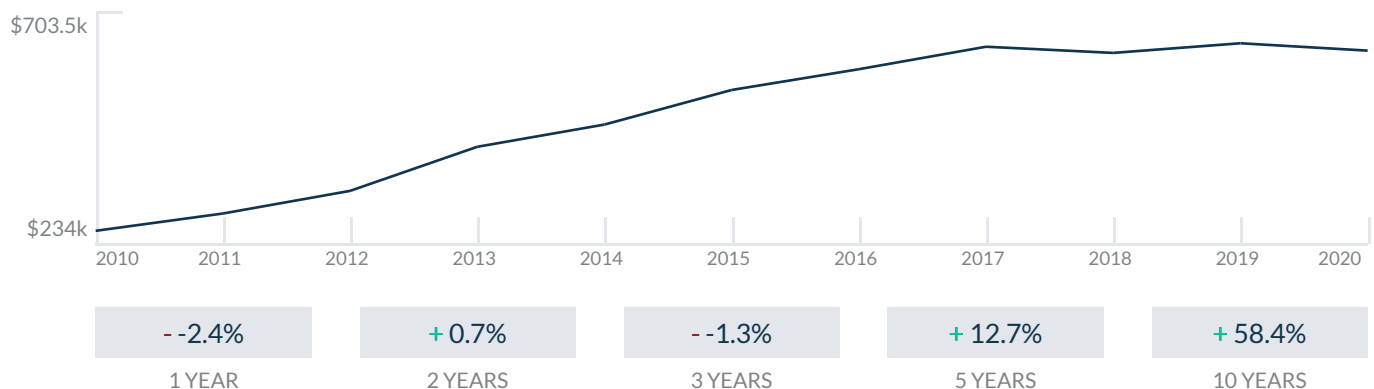
10275 Collins Ave  
Bal Harbour, FL 33154

Every month we compile this comprehensive market report focus on Harbour House in this convenient and easy to read format. Our datas comes from more than six different sources including MLS Associations, County Offices and Financial Institutions. Get this report for free every month on our website [harbourhousecondosforsale.com](http://harbourhousecondosforsale.com).

## Property Stats

POSTAL CODE 33154

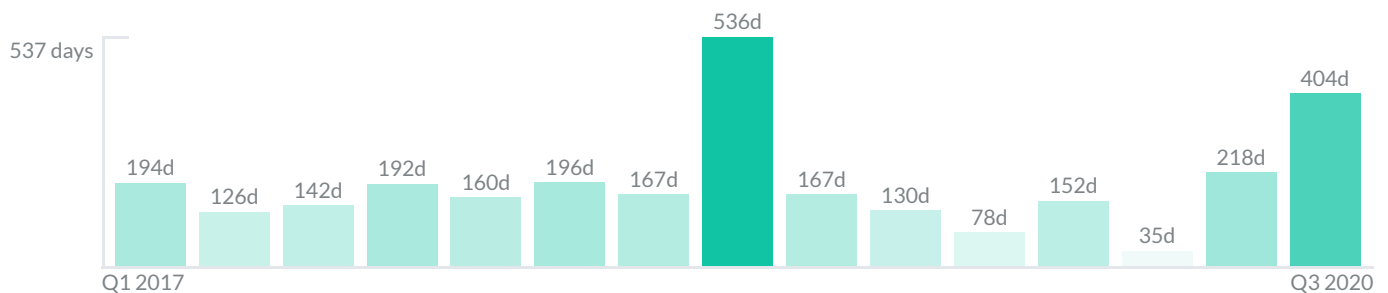
The property stats graph represents the median price evolution since ten years in your postal code area.



## Similar Properties

DAYS ON THE MARKET

Everyday 3 months we monitor how many days it takes for similar properties to be sold. This is also a good indicator to know when to buy or sale!



# Mortgage Rates

PER YEAR

Understanding mortgage economics is important when you want to buy with a loan. Below is the historical yearly average mortgage rates in the Unites States retrieved from Freddie Mac©

30 YEARS FIXED 4.4%



15 YEARS FIXED 3.9%



5/1-YEAR ADJUSTABLE 3.9%



# Schools

CLOSEST

Having good schools nearby is important if you have kids or plan to rent or sell your home. Ratings are retrieved from the leading independent and nonprofit GreatSchools©

ELEMENTARY SCHOOL	MIDDLE SCHOOL	HIGH SCHOOL
Aventura City Of Excellence School	Aspirra Raul Arnaldo Martinez Charter School	North Miami Senior High School
10/10	2/10	3/10

# Insights

IN HARBOUR HOUSE

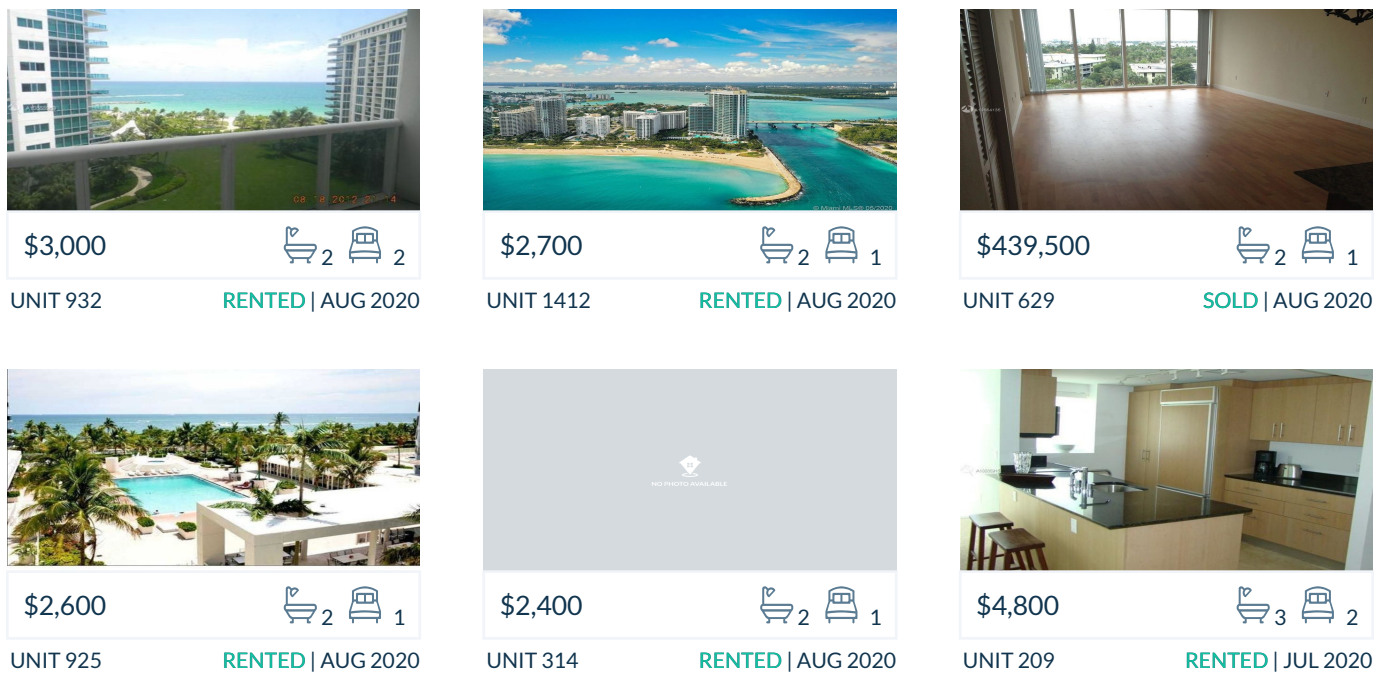
Below the average listing prices of available unit per property type.



# Activity

SOLD OR RENTED

Below the latest transactions reported by the local MLS Association for Harbour House



## Sold

LAST 20 PROPERTIES SOLD IN HARBOUR HOUSE

Unit	Price	Beds/Baths	\$/Sqft	Sqft	Buying Date	Days on Market
629	\$439,500	1/2	\$490.5	896	Aug 2020	404
1006	\$629,000	2/2	\$595.6	1,056	Jun 2020	185
926	\$460,000	1/2	\$513.4	896	May 2020	251
315	\$460,000	1/2	\$513.4	896	Mar 2020	35
627	\$450,000	1/2	\$502.2	896	Dec 2019	215
305	\$310,000	0/1	\$644.5	481	Nov 2019	197
921	\$1,050,000	2/2	\$994.3	1,056	Nov 2019	317
916	\$495,000	1/2	\$552.5	896	Oct 2019	187
528	\$438,000	1/2	\$488.8	896	Oct 2019	82
1404	\$320,980	0/1	\$667.3	481	Oct 2019	33
809	\$1,575,000	2/3	\$1,166.7	1,350	Oct 2019	34
834	\$869,000	2/2	\$822.9	1,056	Sep 2019	129
1415	\$500,000	1/2	\$558.0	896	Sep 2019	9
612	\$575,000	1/2	\$641.7	896	Sep 2019	68
1414	\$650,000	1/2	\$725.4	896	Jul 2019	104
212	\$434,500	1/2	\$484.9	896	May 2019	223
1508	\$2,000,000	3/3	\$766.3	2,610	Apr 2019	106
1205	\$329,999	0/1	\$686.1	481	Apr 2019	61
219	\$700,000	2/2	\$662.9	1,056	Mar 2019	42
1218	\$769,000	2/2	\$728.2	1,056	Mar 2019	221

## Rented

LAST 20 PROPERTIES RENTED IN HARBOUR HOUSE

Unit	Price	Beds/Baths	\$/Sqft	Sqft	Rented Date	Days on Market
932	\$3,000	2/2	\$2.8	1,056	Aug 2020	41
1412	\$2,700	1/2	\$3.0	896	Aug 2020	48
925	\$2,600	1/2	\$2.9	896	Aug 2020	18
314	\$2,400	1/2	\$2.7	896	Aug 2020	49
209	\$4,800	2/3	\$3.6	1,350	Jul 2020	132
732	\$3,150	2/2	\$3.0	1,056	Jul 2020	34
427	\$2,400	1/2	\$2.7	896	Jul 2020	55
531	\$3,990	2/3	\$3.1	1,300	Jul 2020	46
1011	\$3,000	1/2	\$3.3	896	Jun 2020	7
1124	\$2,400	1/2	\$2.7	896	Jun 2020	32
412	\$2,900	1/2	\$3.2	896	Apr 2020	54
1225	\$2,500	1/2	\$2.8	896	Apr 2020	26
1202	\$1,675	0/1	\$3.5	481	Apr 2020	46
1216	\$3,000	1/3	\$3.3	896	Mar 2020	99
219	\$3,500	2/4	\$3.3	1,056	Mar 2020	23
929	\$2,450	1/2	\$2.7	896	Mar 2020	175
405	\$1,850	0/1	\$3.8	481	Mar 2020	4
1404	\$1,990	0/1	\$4.1	481	Feb 2020	109
631	\$4,490	2/3	\$3.5	1,300	Feb 2020	15
927	\$2,850	1/2	\$3.2	896	Feb 2020	46

## Currently Listed

---

ACTIVE LISTINGS 1/5

Unit	Price	Beds/Baths	\$/Sqft	Sqft	Listing Date	Owner
109-10	\$3,200/mth	1/1	\$4.3	741	Jul 2020	N/A
116	\$2,699/mth	1/1	\$3.6	756	Jul 2020	N/A
204	\$1,700/mth	0/1	\$3.5	481	Jul 2020	ANTHONY PI...
207	\$405,000	1/2	\$452.0	896	Aug 2020	YELENA SOLD...
217	\$2,850/mth	2/2	\$2.7	1056	Aug 2020	N/A
221	\$639,000	2/2	\$605.1	1056	Aug 2020	HELENE COU...
224	\$399,000	1/2	\$445.3	896	Aug 2020	
225	\$405,000	1/2	\$452.0	896	Jul 2020	RITA M FURGI...
230	\$624,500	2/2	\$591.4	1056	Jul 2020	N/A
230	\$3,150/mth	2/2	\$3.0	1056	Jul 2020	N/A
231	\$889,000	2/3	\$683.8	1300	Aug 2020	MIGUELA MA...
234	\$2,950/mth	2/2	\$2.8	1056	Aug 2020	N/A
306	\$3,250/mth	2/2	\$3.1	1056	Jul 2020	
309	\$5,500/mth	2/3	\$4.1	1350	Aug 2020	
314	\$490,000	1/2	\$546.9	896	Jul 2020	
315	\$3,000/mth	1/2	\$3.3	896	Jul 2020	ROCKY LLC
324	\$2,350/mth	1/2	\$2.6	896	Jul 2020	MARIA CRISTI...
326	\$3,200/mth	1/2	N/A	N/A	Aug 2020	ALBERT EYAL...
331	\$5,200/mth	2/3	\$4.0	1300	Jul 2020	N/A
333	\$695,000	2/2	\$658.1	1056	Jul 2020	LEONID SHVA...

## Currently Listed

---

ACTIVE LISTINGS 2/5

Unit	Price	Beds/Baths	\$/Sqft	Sqft	Listing Date	Owner
333	\$3,150/mth	2/2	\$3.0	1056	Aug 2020	LEONID SHVA...
335	\$840,000	2/2	\$795.5	1056	Aug 2020	N/A
403	\$315,000	0/1	\$654.9	481	Jul 2020	MANUEL SAN...
406	\$860,000	2/2	\$814.4	1056	Aug 2020	N/A
408	\$525,000	1/2	\$585.9	896	Jun 2020	MARIA LAUR...
416	\$560,000	1/2	\$625.0	896	Jul 2020	N/A
416	\$2,450/mth	1/2	\$2.7	896	Aug 2020	N/A
426	\$435,000	1/2	\$485.5	896	Aug 2020	N/A
428	\$425,000	1/2	\$474.3	896	Jul 2020	NERJA I JAKU...
429	\$2,500/mth	1/2	\$2.6	972	Jul 2020	N/A
429	\$2,500/mth	1/2	\$2.6	972	Jul 2020	N/A
430	\$2,750/mth	2/2	\$2.6	1056	Aug 2020	DARIO G LAM...
433	\$3,500/mth	2/2	\$3.3	1056	Jun 2020	N/A
514	\$3,800/mth	1/2	\$4.2	896	Aug 2020	CRISTIAN J. F...
519	\$5,000/mth	2/2	\$4.7	1056	Jul 2020	N/A
521	\$3,999/mth	2/2	\$3.8	1056	Jul 2020	N/A
523	\$3,300/mth	2/2	\$3.1	1056	Aug 2020	ISAAC CHOY...
523	\$525,000	2/2	\$497.2	1056	Aug 2020	ISAAC CHOY...
527	\$2,650/mth	1/2	\$3.0	896	Aug 2020	EDOUARD EL...
529	\$2,800/mth	1/2	\$3.1	896	Jul 2020	

## Currently Listed

---

ACTIVE LISTINGS 3/5

Unit	Price	Beds/Baths	\$/Sqft	Sqft	Listing Date	Owner
532	\$3,200/mth	2/2	\$3.0	1056	Aug 2020	
601	\$1,900/mth	0/1	\$4.0	481	Aug 2020	ROBERT GIAL...
617	\$3,300/mth	2/2	\$3.1	1056	Jun 2020	N/A
619	\$1,050,000	2/2	\$994.3	1056	Aug 2020	N/A
619	\$5,000/mth	2/2	\$4.7	1056	Aug 2020	N/A
620	\$4,400/mth	2/2	\$4.2	1056	Aug 2020	N/A
623	\$3,350/mth	2/2	\$3.2	1056	Aug 2020	N/A
630	\$3,800/mth	2/2	\$3.6	1056	Aug 2020	
633	\$3,800/mth	2/2	\$3.6	1056	Jul 2020	N/A
706	\$4,500/mth	2/2	\$4.3	1056	Aug 2020	N/A
710	\$1,795,000	2/3	\$1,275.8	1407	Jul 2020	RAFAEL SEGR...
711	\$669,900	1/2	\$747.7	896	Aug 2020	HARRIS HAFE...
723	\$725,000	2/2	\$686.6	1056	Jul 2020	N/A
725	\$700,000	1/2	\$781.3	896	Jul 2020	N/A
725	\$2,800/mth	1/2	\$3.1	896	Jul 2020	N/A
727	\$2,600/mth	1/2	\$2.9	896	Aug 2020	N/A
729	\$2,900	1/1	\$3.2	896	Jun 2020	N/A
730	\$3,350/mth	2/2	\$3.2	1056	Jul 2020	N/A
734	\$3,500/mth	2/2	\$3.3	1056	Jul 2020	N/A
805	\$1,900/mth	0/1	\$4.0	481	Jul 2020	N/A



## Currently Listed

---

ACTIVE LISTINGS 4/5

Unit	Price	Beds/Baths	\$/Sqft	Sqft	Listing Date	Owner
806	\$4,250/mth	2/2	\$4.0	1056	Aug 2020	LA LOMAND...
807	\$559,000	1/2	\$623.9	896	Jul 2020	
815	\$535,000	1/2	\$597.1	896	Jul 2020	JOSEPH FEDI...
829	\$450,000	1/2	\$502.2	896	Jul 2020	IGOR SHPERUN
833	\$875,000	2/2	\$828.6	1056	Aug 2020	N/A
835	\$4,500/mth	2/2	\$4.3	1056	Jun 2020	BABAK A POO...
914	\$2,600/mth	1/2	\$2.9	896	Jul 2020	N/A
916	\$619,000	1/2	\$690.8	896	Aug 2020	N/A
918	\$860,000	2/2	\$814.4	1056	Aug 2020	N/A
921	\$4,500/mth	2/2	\$4.3	1056	Aug 2020	MARCOS ANT...
923	\$3,000/mth	2/2	\$2.8	1056	Aug 2020	
1006	\$737,000	2/2	N/A	N/A	Jul 2020	N/A
1006	\$3,800/mth	2/2	N/A	N/A	Aug 2020	N/A
1017	\$5,000/mth	2/2	\$4.7	1056	Jul 2020	N/A
1018	\$4,500/mth	2/2	\$4.3	1056	Jul 2020	AMY SHELTON
1024	\$2,400/mth	1/2	\$2.7	896	Aug 2020	N/A
1120	\$930,000	2/2	\$880.7	1056	Jul 2020	N/A
1216	\$549,000	1/2	\$612.7	896	Jul 2020	ELENA KONO...
1218	\$850,000	2/2	\$804.9	1056	Jul 2020	N/A
1228	\$475,000	1/2	\$530.1	896	Jul 2020	ANA MARIA S...

## Currently Listed

---

ACTIVE LISTINGS 5/5

Unit	Price	Beds/Baths	\$/Sqft	Sqft	Listing Date	Owner
1406	\$3,800/mth	2/2	\$3.6	1056	Aug 2020	N/A
1411	\$3,600/mth	1/2	\$4.0	896	Jul 2020	
1412	\$624,980	1/2	\$697.5	896	Aug 2020	SAMUEL LITV...
1419	\$3,500	2/2	\$3.3	1056	Jul 2020	MARIANO CA...
1427	\$474,000	1/2	\$529.0	896	Jul 2020	CINDY HUTS...
1503	\$345,000	0/1	\$596.9	578	Aug 2020	EDOUARD EL...
1514	\$530,000	1/2	\$592.8	894	Jul 2020	N/A
1524	\$585,000	1/2	\$654.4	894	Aug 2020	N/A
1524	\$3,200/mth	1/2	\$3.6	894	Jul 2020	N/A
1527	\$2,390/mth	1/2	\$2.7	894	Jul 2020	TOPACIO SER...
1534	\$4,500/mth	2/2	\$4.0	1128	Jul 2020	NOA SANTA C...