

Market Report

April, 2021



Harbour House

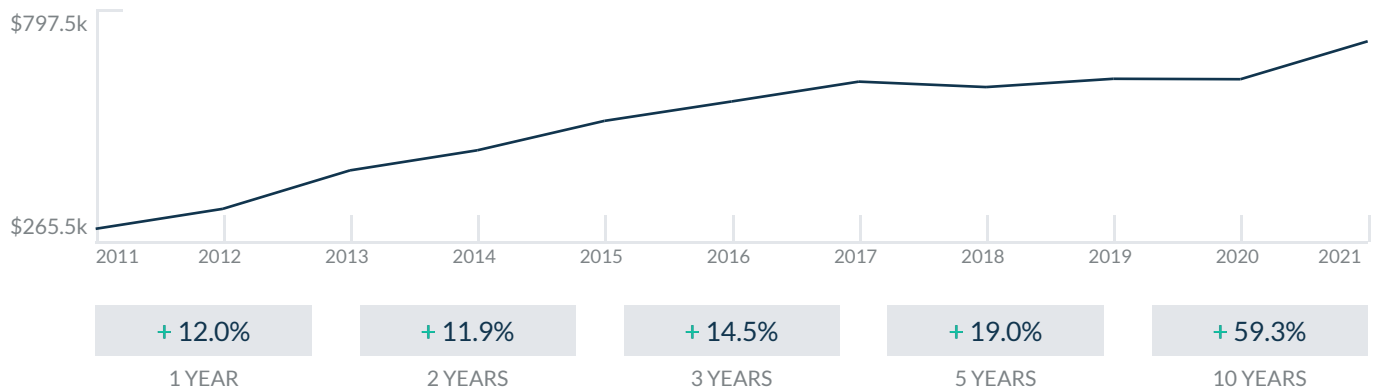
10275 Collins Ave
Bal Harbour, FL 33154

Every month we compile this comprehensive market report focus on Harbour House in this convenient and easy to read format. Our datas comes from more than six different sources including MLS Associations, County Offices and Financial Institutions. Get this report for free every month on our website harbourhousecondosforsale.com.

Property Stats

POSTAL CODE 33154

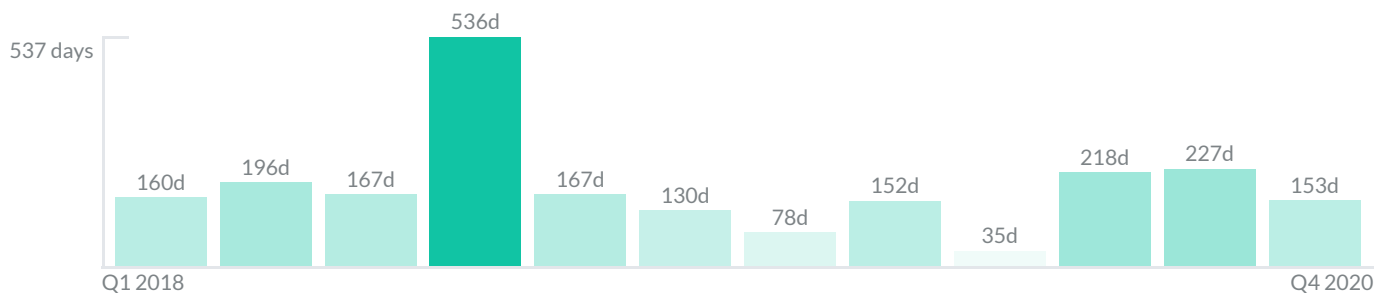
The property stats graph represents the median price evolution since ten years in your postal code area.



Similar Properties

DAYS ON THE MARKET

Everyday 3 months we monitor how many days it takes for similar properties to be sold. This is also a good indicator to know when to buy or sale!



Mortgage Rates

PER YEAR

Understanding mortgage economics is important when you want to buy with a loan. Below is the historical yearly average mortgage rates in the Unites States retrieved from Freddie Mac©

30 YEARS FIXED 4.4%



15 YEARS FIXED 3.9%



5/1-YEAR ADJUSTABLE 3.9%



Schools

CLOSEST

Having good schools nearby is important if you have kids or plan to rent or sell your home. Ratings are retrieved from the leading independent and nonprofit GreatSchools©

ELEMENTARY SCHOOL	MIDDLE SCHOOL	HIGH SCHOOL
Aventura City Of Excellence School	Aspirra Raul Arnaldo Martinez Charter School	North Miami Senior High School
10/10	2/10	3/10

Insights

IN HARBOUR HOUSE

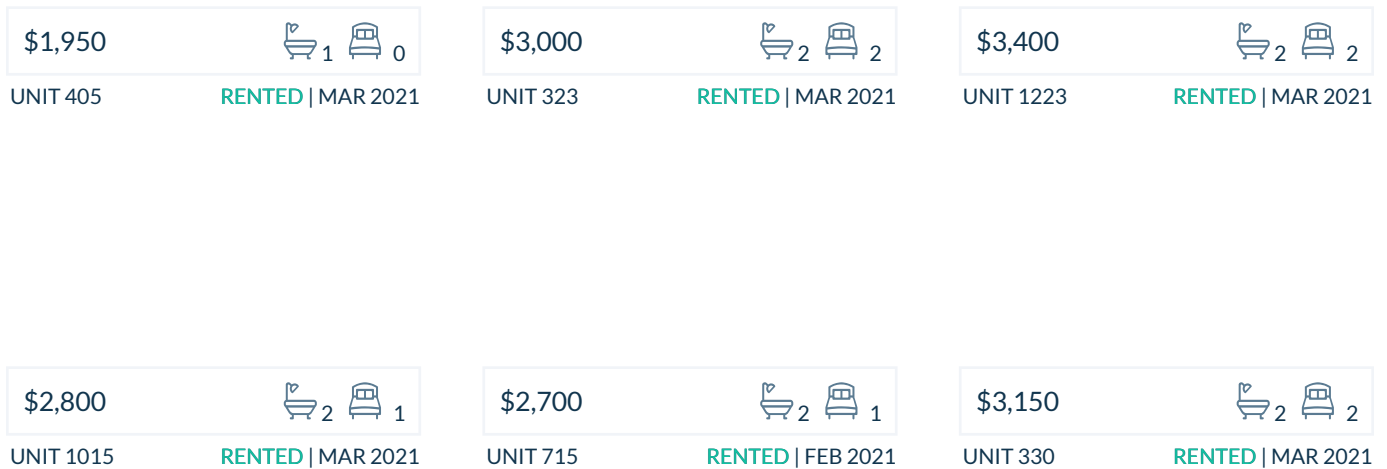
Below the average listing prices of available unit per property type.



Activity

SOLD OR RENTED

Below the latest transactions reported by the local MLS Association for Harbour House



Sold

LAST 20 PROPERTIES SOLD IN HARBOUR HOUSE

Unit	Price	Beds/Baths	\$/Sqft	Sqft	Buying Date	Days on Market
220	\$770,000	2/2	\$729.2	1,056	Dec 2020	36
324	\$390,000	1/2	\$435.3	896	Dec 2020	28
1006	\$737,000	2/2	\$697.9	1,056	Dec 2020	129
1218	\$850,000	2/2	\$804.9	1,056	Nov 2020	250
521	\$850,000	2/2	\$804.9	1,056	Nov 2020	360
523	\$525,000	2/2	\$497.2	1,056	Oct 2020	117
108	\$219,900	0/1	\$584.8	376	Sep 2020	55
1419	\$3,500	2/2	\$3.3	1,056	Sep 2020	143
224	\$399,000	1/2	\$445.3	896	Sep 2020	102
633	\$699,000	2/2	\$661.9	1,056	Aug 2020	429
629	\$439,500	1/2	\$490.5	896	Aug 2020	404
1006	\$629,000	2/2	\$595.6	1,056	Jun 2020	185
926	\$460,000	1/2	\$513.4	896	May 2020	251
315	\$460,000	1/2	\$513.4	896	Mar 2020	35
627	\$450,000	1/2	\$502.2	896	Dec 2019	215
305	\$310,000	0/1	\$644.5	481	Nov 2019	197
921	\$1,050,000	2/2	\$994.3	1,056	Nov 2019	317
916	\$495,000	1/2	\$552.5	896	Oct 2019	187
528	\$438,000	1/2	\$488.8	896	Oct 2019	82
1404	\$320,980	0/1	\$667.3	481	Oct 2019	33

Rented

LAST 20 PROPERTIES RENTED IN HARBOUR HOUSE

Unit	Price	Beds/Baths	\$/Sqft	Sqft	Rented Date	Days on Market
405	\$1,950	0/1	\$4.1	481	Mar 2021	N/A
323	\$3,000	2/2	\$2.8	1,056	Mar 2021	62
1223	\$3,400	2/2	\$3.2	1,056	Mar 2021	9
1015	\$2,800	1/2	\$3.1	896	Feb 2021	86
715	\$2,700	1/2	\$3.0	896	Feb 2021	24
330	\$3,150	2/2	\$3.0	1,056	Feb 2021	106
626	\$2,500	1/2	\$2.8	896	Feb 2021	4
807	\$3,500	1/2	\$3.9	896	Feb 2021	53
723	\$2,900	2/2	\$2.7	1,056	Feb 2021	42
1115	\$2,700	1/2	\$3.0	896	Feb 2021	10
927	\$3,100	1/2	\$3.5	896	Feb 2021	23
230	\$3,050	2/2	\$2.9	1,056	Jan 2021	406
201	\$1,700	0/1	\$3.5	481	Jan 2021	21
331	\$5,200	2/3	\$4.0	1,300	Jan 2021	59
619	\$5,000	2/2	\$4.7	1,056	Jan 2021	163
429	\$2,500	1/2	\$2.8	896	Jan 2021	187
908	\$3,000	1/2	\$3.3	896	Jan 2021	8
409	\$6,000	2/3	\$4.4	1,350	Jan 2021	21
829	\$3,000	1/2	\$3.3	896	Jan 2021	34
417	\$3,500	2/2	\$3.3	1,056	Jan 2021	19

Currently Listed

ACTIVE LISTINGS 1/2

Unit	Price	Beds/Baths	\$/Sqft	Sqft	Listing Date	Owner
218	\$779,000	2/2	\$737.7	1056	Mar 2021	SERGEI KOGA...
219	\$4,800/mth	2/4	\$4.5	1056	Mar 2021	MICHAEL A CI...
224	\$459,000	1/2	\$512.3	896	Mar 2021	
225	\$430,000	1/2	\$479.9	896	Mar 2021	RITA M FURGI...
230	\$624,500	2/2	\$591.4	1056	Jan 2021	N/A
231	\$829,000	2/3	\$637.7	1300	Feb 2021	MIGUEL A MA...
322	\$921,500	2/3	\$630.3	1462	Feb 2021	RAM RAVIV J...
431	\$899,000	2/3	\$691.5	1300	Feb 2021	N/A
507	\$589,000	1/2	\$657.4	896	Mar 2021	MICHAEL HA...
614	\$595,000	1/2	\$664.1	896	Mar 2021	N/A
619	\$1,050,000	2/2	\$994.3	1056	Feb 2021	N/A
706	\$875,000	2/2	\$828.6	1056	Nov 2020	N/A
724	\$525,000	1/2	\$585.9	896	Jan 2021	ESTHER KAPL...
725	\$700,000	1/2	\$781.3	896	Mar 2021	N/A
807	\$559,000	1/2	\$623.9	896	Nov 2020	
916	\$609,000	1/2	\$679.7	896	Jan 2021	N/A
916	\$4,200/mth	1/2	\$4.7	896	Mar 2021	N/A
918	\$830,000	2/2	\$786.0	1056	Jan 2021	N/A
933	\$840,000	2/2	\$795.5	1056	Feb 2021	ALEXANDER...
1135	\$850,000	2/2	\$804.9	1056	Feb 2021	URI AMINOV...

Currently Listed

ACTIVE LISTINGS 2/2

Unit	Price	Beds/Baths	\$/Sqft	Sqft	Listing Date	Owner
1412	\$575,980	1/2	\$642.8	896	Feb 2021	SAMUEL LITV...
1503	\$329,000	0/1	\$569.2	578	Jan 2021	EDOUARD EL...
1506	\$795,000	2/2	\$620.6	1281	Feb 2021	N/A
1514	\$550,000	1/2	\$615.2	894	Mar 2021	N/A
1524	\$585,000	1/2	\$654.4	894	Feb 2021	N/A
1530	\$1,025,000	2/2	\$794.0	1291	Mar 2021	VALERI LIUKI...