

Market Report

June, 2022



Harbour House

10275 Collins Ave
Bal Harbour, FL 33154

Every month we compile this comprehensive market report focus on Harbour House in this convenient and easy to read format. Our datas comes from more than six different sources including MLS Associations, County Offices and Financial Institutions. Get this report for free every month on our website harbourhousecondosforsale.com.

Property Stats

POSTAL CODE 33154

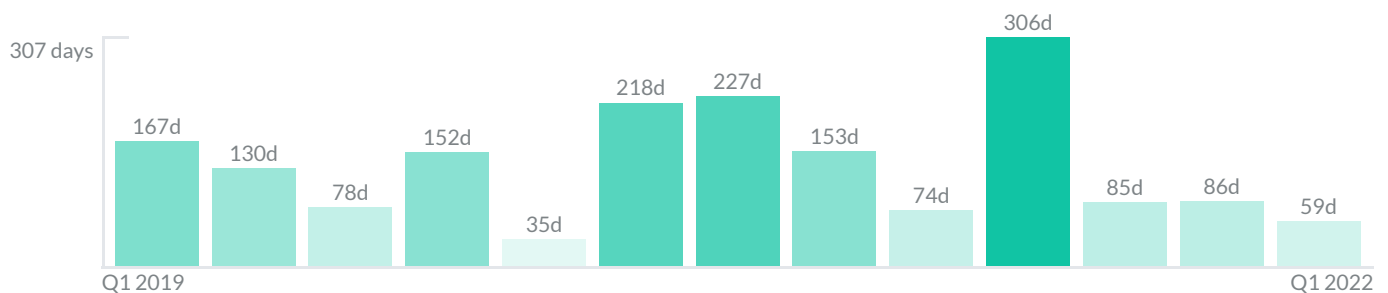
The property stats graph represents the median price evolution since ten years in your postal code area.



Similar Properties

DAYS ON THE MARKET

Everyday 3 months we monitor how many days it takes for similar properties to be sold. This is also a good indicator to know when to buy or sale!

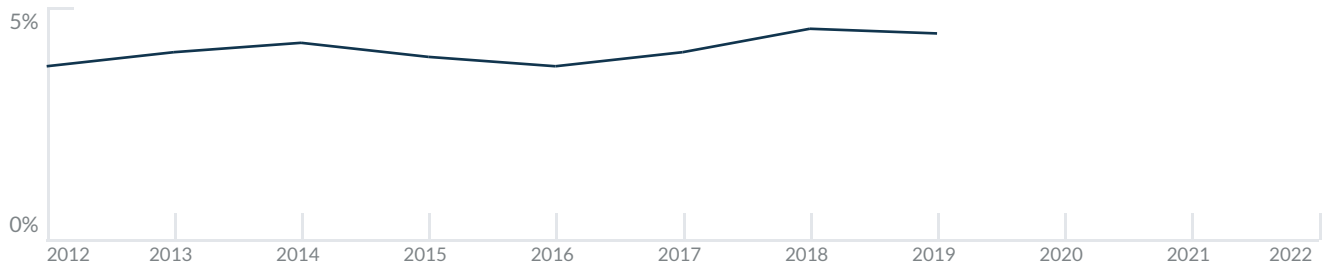


Mortgage Rates

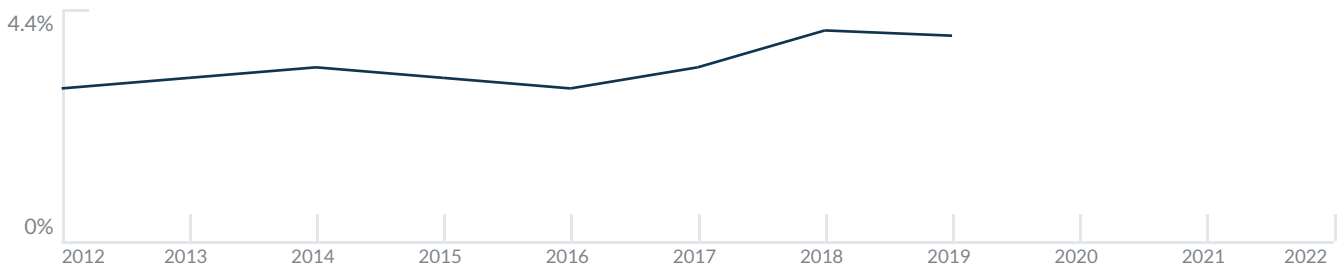
PER YEAR

Understanding mortgage economics is important when you want to buy with a loan. Below is the historical yearly average mortgage rates in the Unites States retrieved from Freddie Mac©

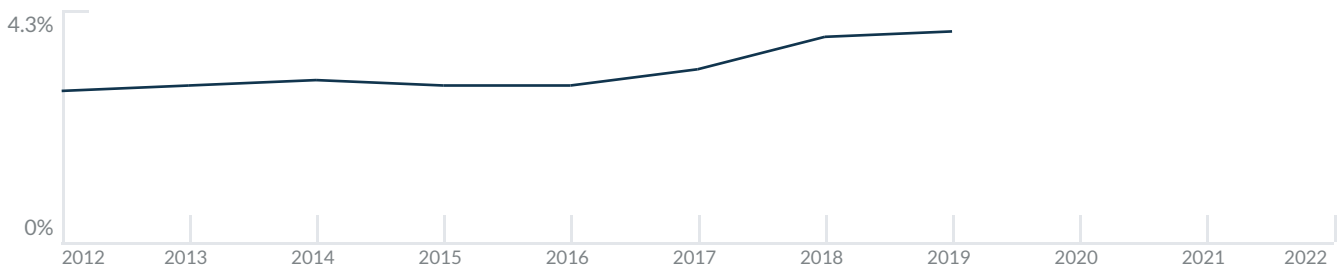
30 YEARS FIXED 4.4%



15 YEARS FIXED 3.9%



5/1-YEAR ADJUSTABLE 3.9%



Schools

CLOSEST

Having good schools nearby is important if you have kids or plan to rent or sell your home. Ratings are retrieved from the leading independent and nonprofit GreatSchools©

ELEMENTARY SCHOOL	MIDDLE SCHOOL	HIGH SCHOOL
Aventura City Of Excellence School	Aspirra Raul Arnaldo Martinez Charter School	North Miami Senior High School
10/10	2/10	3/10

Insights

IN HARBOUR HOUSE

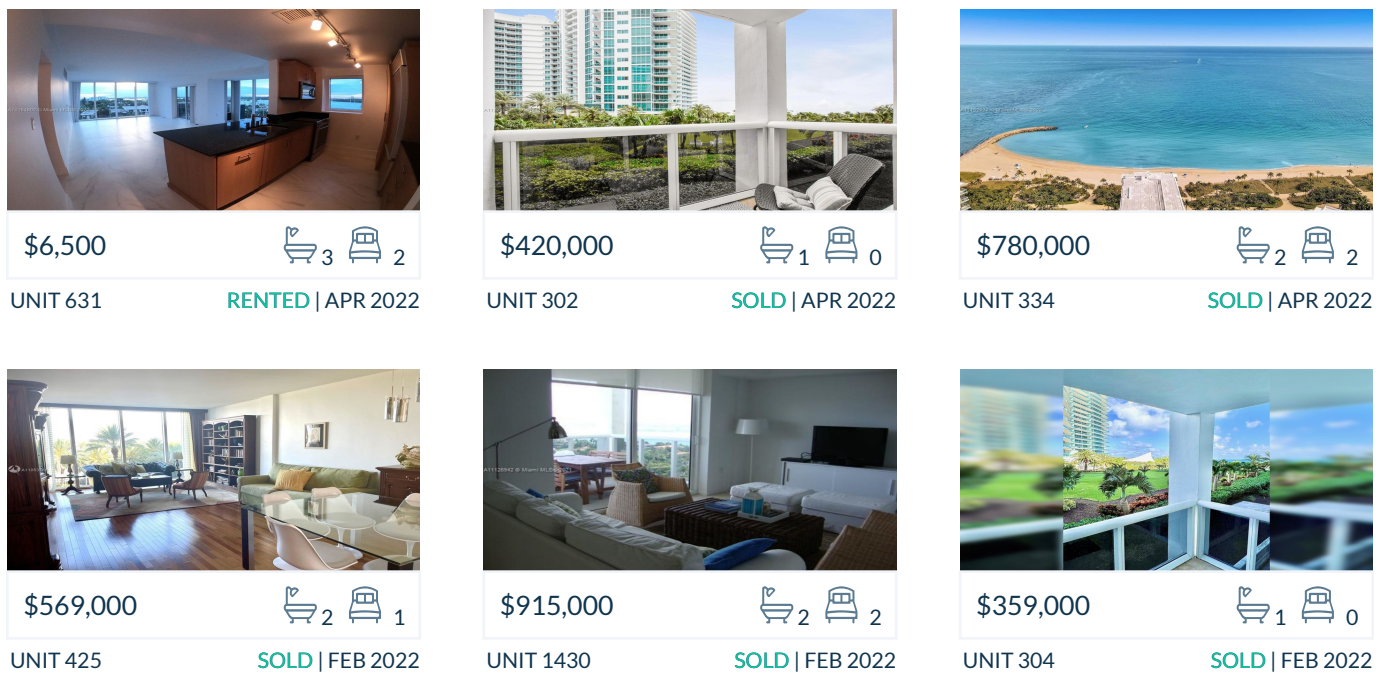
Below the average listing prices of available unit per property type.



Activity

SOLD OR RENTED

Below the latest transactions reported by the local MLS Association for Harbour House



Sold

LAST 20 PROPERTIES SOLD IN HARBOUR HOUSE

Unit	Price	Beds/Baths	\$/Sqft	Sqft	Buying Date	Days on Market
302	\$420,000	0/1	\$873.2	481	Mar 2022	90
334	\$780,000	2/2	\$738.6	1,056	Mar 2022	7
425	\$569,000	1/2	\$635.0	896	Feb 2022	176
1430	\$915,000	2/2	\$866.5	1,056	Feb 2022	57
304	\$359,000	0/1	\$746.4	481	Jan 2022	1
626	\$600,000	1/2	\$669.6	896	Jan 2022	20
426	\$549,000	1/2	\$612.7	896	Dec 2021	81
418	\$950,000	2/2	\$899.6	1,056	Dec 2021	29
Cab3	\$225,000	0/1	\$213.1	1,056	Dec 2021	28
301	\$330,000	0/1	\$686.1	481	Dec 2021	8
810	\$1,650,000	2/3	\$1,172.7	1,407	Dec 2021	93
728	\$530,000	1/2	\$591.5	896	Nov 2021	199
830	\$849,900	2/2	\$804.8	1,056	Nov 2021	166
208	\$485,000	1/2	\$541.3	896	Sep 2021	42
218	\$770,000	2/2	\$729.2	1,056	Sep 2021	168
1530	\$955,000	2/2	\$739.7	1,291	Sep 2021	336
402	\$299,000	0/1	\$621.6	481	Aug 2021	24
712	\$580,000	1/2	\$647.3	896	Aug 2021	63
1129	\$530,000	1/2	\$591.5	896	Aug 2021	29
531	\$895,000	2/3	\$688.5	1,300	Jul 2021	3

Rented

LAST 20 PROPERTIES RENTED IN HARBOUR HOUSE

Unit	Price	Beds/Baths	\$/Sqft	Sqft	Rented Date	Days on Market
631	\$6,500	2/3	\$5.0	1,300	Apr 2022	38
426	\$5,000	1/2	\$5.6	896	Jan 2022	17
624	\$4,000	1/2	\$4.5	896	Dec 2021	11
728	\$4,000	1/2	\$4.5	896	Dec 2021	22
605	\$2,500	0/1	\$5.2	481	Dec 2021	15
921	\$8,000	2/2	\$7.6	1,056	Dec 2021	191
717	\$7,500	2/2	\$7.1	1,056	Dec 2021	95
224	\$3,400	1/2	\$3.8	896	Dec 2021	20
918	\$4,500	2/2	\$4.3	1,056	Dec 2021	54
115	\$2,500	0/1	\$6.9	361	Dec 2021	66
223	\$4,700	2/2	\$4.5	1,056	Dec 2021	38
431	\$6,500	2/3	\$5.0	1,300	Dec 2021	25
720	\$6,250	2/2	\$5.9	1,056	Dec 2021	51
228	\$4,250	1/2	\$4.7	896	Dec 2021	39
1033	\$5,100	2/2	\$4.8	1,056	Nov 2021	9
715	\$3,900	1/2	\$4.4	896	Nov 2021	7
1129	\$4,500	1/2	\$5.0	896	Nov 2021	65
1420	\$7,250	2/2	\$6.9	1,056	Nov 2021	40
1008	\$3,999	1/2	\$4.5	896	Nov 2021	39
932	\$5,500	2/2	\$5.2	1,056	Nov 2021	75

Currently Listed

ACTIVE LISTINGS 1/3

Unit	Price	Beds/Baths	\$/Sqft	Sqft	Listing Date	Owner
109-10	\$598,000	1/1	\$807.0	741	Feb 2022	N/A
116	\$4,350/mth	1/1	\$4.9	896	Feb 2022	N/A
207	\$4,250/mth	1/2	\$4.7	896	Feb 2022	YELENA SOLD...
217	\$6,000/mth	2/2	\$5.7	1056	Sep 2021	N/A
219	\$8,500/mth	2/2	\$8.0	1056	Apr 2022	MICHAEL A CI...
230	\$724,500	2/2	\$686.1	1056	Feb 2022	N/A
230	\$4,200/mth	2/2	\$4.0	1056	Feb 2022	N/A
316	\$650,000	1/2	\$725.4	896	Feb 2022	CLAUDE SAP...
322	\$1,575,000	2/3	\$1,211.5	1300	Apr 2022	RAM RAVIV J...
323	\$7,000/mth	2/2	\$6.6	1056	Apr 2022	DANIELUIS R...
327	\$4,500/mth	1/2	\$5.0	896	Nov 2021	LEONARDO B...
327	\$3,900/mth	1/2	\$4.4	896	Feb 2022	LEONARDO B...
329	\$5,500/mth	1/2	\$6.1	896	Apr 2022	N/A
331	\$6,999/mth	2/3	\$5.4	1300	Feb 2022	N/A
334	\$6,000/mth	2/2	\$5.7	1056	Feb 2022	N/A
334	\$7,000/mth	2/2	\$6.6	1056	Apr 2022	N/A
405	\$3,000/mth	0/1	\$6.2	481	Feb 2022	N/A
427	\$3,995/mth	1/2	\$4.5	896	Sep 2021	N/A
428	\$585,000	1/2	\$652.9	896	Feb 2022	NERJA I JAKU...
505	\$3,000/mth	0/1	\$6.2	481	Apr 2022	CURTIS RAICHE

Currently Listed

ACTIVE LISTINGS 2/3

Unit	Price	Beds/Baths	\$/Sqft	Sqft	Listing Date	Owner
506	\$950,000	2/2	\$899.6	1056	Feb 2022	ALEXANDER...
522	\$1,700,000	2/2	\$1,307.7	1300	Apr 2022	SAMERICE LL...
526	\$700,000	1/2	\$781.3	896	Apr 2022	N/A
620	\$10,000/mth	2/2	\$9.5	1056	Nov 2021	N/A
620	\$9,000/mth	2/2	\$8.5	1056	Feb 2022	N/A
623	\$5,250/mth	2/2	\$5.0	1056	Sep 2021	N/A
623	\$6,995/mth	2/2	\$6.6	1056	Apr 2022	N/A
630	\$6,000/mth	2/2	\$5.7	1056	Sep 2021	
630	\$7,549/mth	2/2	\$7.1	1056	Apr 2022	
706	\$9,500/mth	2/2	\$9.0	1056	Dec 2021	N/A
716	\$699,000	1/2	\$780.1	896	Nov 2021	N/A
806	\$6,800/mth	2/2	\$6.4	1056	Apr 2022	LA LOMAND...
810	\$14,500/mth	2/3	\$10.3	1407	Apr 2022	BERNARD ZI...
833	\$875,000	2/2	\$828.6	1056	Sep 2021	N/A
835	\$9,000/mth	2/2	\$8.5	1056	Feb 2022	BABAK A POO...
915	\$650,000	1/2	\$725.4	896	Sep 2021	N/A
917	\$950,000	2/2	\$899.6	1056	Feb 2022	N/A
918	\$1,050,000	2/2	\$994.3	1056	Apr 2022	N/A
933	\$875,000	2/2	\$828.6	1056	Feb 2022	ALEXANDER...
1018	\$7,000/mth	2/2	\$6.6	1056	Sep 2021	AMY SHELTON

Currently Listed

ACTIVE LISTINGS 3/3

Unit	Price	Beds/Baths	\$/Sqft	Sqft	Listing Date	Owner
1018	\$8,000/mth	2/2	\$7.6	1056	Apr 2022	AMY SHELTON
1027	\$599,000	1/2	\$668.5	896	Sep 2021	N/A
1123	\$795,000	2/2	\$752.8	1056	Sep 2021	HELENA NEFE...
1129	\$5,500/mth	1/2	\$6.1	896	Apr 2022	N/A
1130	\$875,000	2/2	\$828.6	1056	Feb 2022	HEAZI TWIK T...
1132	\$6,500/mth	2/2	\$6.2	1056	Feb 2022	N/A
1135	\$1,150,000	2/2	\$1,089.0	1056	Feb 2022	URI AMINOV...
1135	\$4,500/mth	2/2	\$4.3	1056	Oct 2021	URI AMINOV...
1225	\$740,000	1/2	\$825.9	896	Feb 2022	N/A
1402	\$3,200/mth	0/1	\$6.7	481	Apr 2022	N/A
1404	\$3,500/mth	0/1	\$7.3	481	Feb 2022	DR INNA LITV...
1405	\$3,349/mth	0/1	\$7.0	481	Apr 2022	N/A
1406	\$8,000/mth	2/2	\$7.6	1056	Apr 2022	N/A
1435	\$6,500/mth	2/2	\$6.2	1056	Apr 2022	N/A
1503	\$515,000	0/1	\$891.0	578	Apr 2022	EDOUARD EL...
1507	\$4,300/mth	1/2	\$4.5	964	Sep 2021	N/A
1507	\$4,300/mth	1/2	\$4.5	964	Feb 2022	N/A
1521	\$1,095,000	2/2	\$1,036.9	1056	Feb 2022	N/A
1523	\$1,149,000	2/2	\$794.1	1447	Feb 2022	
1527	\$530,000	1/2	\$592.8	894	Feb 2022	TOPACIO SER...